

Direct Draw Beer Coolers

FDD Series • FDD-59 • FDD-69 • FDD-79 • FDD-95
 • FDD-59S • FDD-69S • FDD-79S • FDD-95S



Item # _____

Standard Features

- Our Direct Draw units are designed with durability and strength along with feature rich standards uncommon in the industry today.
- Refrigeration system is a free flowing air system throughout the box to ensure “ICE COLD” products at all times with a side mount evaporator system.
- Heavy duty 18 gauge stainless steel top, durable stainless steel coved corner floor and reinforced bottom door frame to protect your long term investment.
- Polymer “Dunnage style” removable protective floor for extended life of your box and designed for greater air flow underneath your kegs.
- 3” diameter polished stainless steel draft tower with more taps per tower, standard. Cold air into the towers is designed thru our unique combination system which provides you with the most air flow into your towers than anyone in the industry.
- Field interchangeable doors from Solid to Glass or Glass to Solid to adapt to ever changing needs.
- Units come with compressor mounted on the left side with service friendly slide out rail system. Drain is located in the back compressor housing away from your customer’s line of sight.
- Incandescent interior light underneath the mullion to protect itself from normal operations.
- NSF approved for bottle and pre packed goods



FDD-59



FDD-79S



FDD-95

Options & Accessories

- 2.5” castors with reinforced rail
- 6” Adjustable stainless steel legs
- Single / Double draft towers
- 220 volts / 50 cycles / 1 phase



*Conforms to UL & NSF-7 standards

Direct Draw	Model	Doors	Towers	Taps	Barrels	Capacity cu ft	Amp	HP	Volt	NEMA Plug	Cabinet Dimensions			Shipping (Wt. Cubes)	
											W	D	H		
	FDD-59(S)	2	2	3	3	19.4	6.6	1/3	115	5-15P	59-1/2" (1511.3 mm)	28-1/2" (724 mm)	36-3/4" (934 mm)	314	51 (1.44 m ³)
	FDD-69(S)	2	2	3	3	23.7	6.6	1/3	115	5-15P	69-1/2" (1765.3 mm)	28-1/2" (724 mm)	36-3/4" (934 mm)	370	59 (1.67 m ³)
	FDD-79(S)	3	2	4	4	28.2	6.9	1/3	115	5-15P	80" (2020 mm)	28-1/2" (724 mm)	36-3/4" (934 mm)	396	68 (1.93 m ³)
	FDD-95(S)	3	2	4	5	35	7.2	1/3	115	5-15P	95-1/2" (2425.7 mm)	28-1/2" (724 mm)	36-3/4" (934 mm)	409	81 (2.01 m ³)

Specifications Direct Draw Series

Construction

Heavy duty stainless steel top, 18 gauge. Black vinyl front, sides and back. (S) Models have stainless steel front and sides. Galvanized back panel. Interior constructed of heavy duty galvanized steel walls with covered corner NSF approved stainless steel floor. Reinforced polymer removable protective floor. Door is comprised of heavy duty black vinyl steel. (S) Models are stainless steel. Provided with locks per door, magnetic door gaskets, removable without tools. Door openings have a plastic breaker strips to retard condensate formation. Unit comes complete with a 1-1/2" CFC-Free polyurethane insulation, foamed in place.

Refrigeration system

Self-contained capillary tube system using environmentally friendly (CFC Free) R-134a refrigerant. Front breathing compressor on left side for built-in applications. Evaporator coil is mounted to interior left side above the compressor. Large fan motor and fan blades for greater air flow. Automatic condensate evaporator, no drain connection required. Evaporator condensate has been plumbed to a condensate pan located in the compressor housing.

Access for the condensing unit behind the front grill, slides out for easy cleaning and maintenance.

Cabinets are designed to maintain temperatures between 33° F to 38° F in the interior cabinet.

Lights

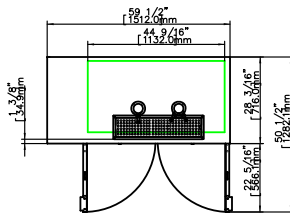
Interior fluorescent light underneath the mullion.

Others

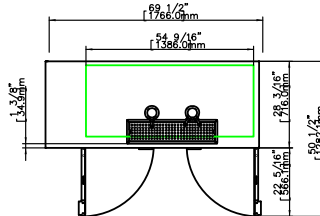
Unit is supplied standard with an 8' cord and plug (Nema 5-15p). FDD 59 & 69 have (1) 3 way CO2 valve / FDD 79 & 95 have (1) 4 way CO2 valve. Drain is located in the back inside compressor housing.

Warranty

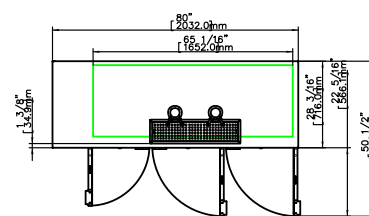
3 year parts and labor warranty plus 2 additional year compressor warranty. (Continental U.S.A. & Canada only).



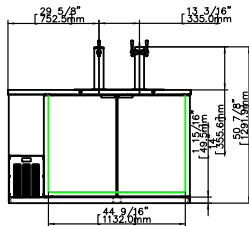
FDD-59(S)
Top View



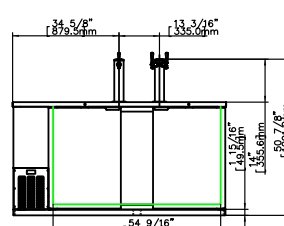
FDD-69(S)
Top View



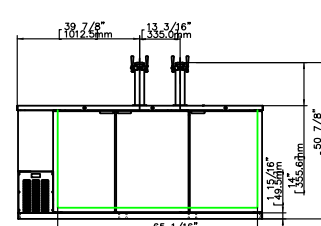
FDD-79(S)
Top View



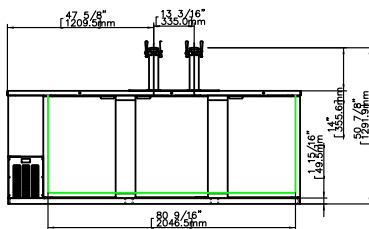
FDD-59(S)
Front View



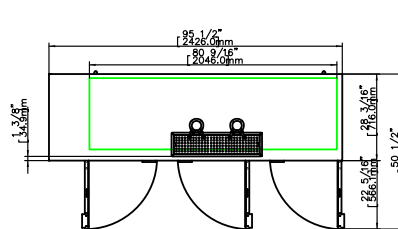
FDD-69(S)
Front View



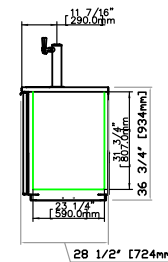
FDD-79(S)
Front View



FDD-95(S)
Front View



FDD-95(S)
Front View



FDD-59/69/79/95(S)
Common View

The manufacturer reserves the rights to modify materials and specifications without notice.

